



General Product & Quality Specification

Flush Veneer and Durador Doors

Introduction:

Portfolio Veneer Match and Veneered flush doors are designed for internal use only, and must not be exposed to or installed in damp ambient conditions, including where wet trades have recently been active. Door faces are factory lacquer finished; enhancing the real wood veneers laid 'edge to edge'. The Portfolio Veneer Match range uses natural veneers that are dyed & processed to obtain a consistent grain & colour match. Doors within this range have a solid timber lipping to both vertical edges, which require site decoration. The door must be **fully sealed** on all edges, especially on the top and bottom.

Environmental Certification:

Doors are manufactured under the formally audited Environmental Standard BS EN ISO 14001. In addition, particularly for use within "sustainable" projects, Solid core and Fireshield (FD30) doors carry full PEFC compliance (SGS-PEFC/CoC 0090). Similarly, Firemaster (FD60) Fire doors are controlled against FSC certification (SW – CoC 006285).

Dimensional tolerances apply as follows:

	Tolerance EN1529	Measurement Method
Width	+/- 1.5mm	EN 951
Length	+/- 1.5mm	EN 951
Thickness	+/- 1.0mm	EN 951
Squareness	1.5mm	EN 951
Tolerance EN1530		
Twist	8mm	EN 952
Bow	8mm	EN 952
Cup	4mm	EN 952
Local Flatness	0.4mm	EN 952

Quality:

Manufacture is controlled against a formal quality management system, ISO 9001. At supply, door faces and edges will be visibly defect free, when viewed from 2 meters distance. The moisture content of all timber components is critically controlled in line with the industry norm, based on BS EN 942. Door faces will not exceed 8%-12% moisture content at time of despatch. Details of applicable product warranties, including qualifying terms and conditions, are available from the current Premdor Range Guide or website. Alternatively contact Premdor's Technical or Sales Team for specific guidance.

Standard Veneer Options

As standard the following veneer species are available; American White Oak, Koto, North American Maple, American Black Walnut, Anegre, European Ash, Sapele and Steamed Beech. Durador is faced with Gaboon/Okoume hardwood veneer. Please refer to the current Premdor catalogue to see the full range of veneered doors.

The Portfolio range guarantees a grain and colour match, however the Natural Hardwood Veneer range veneers are selected as a commercial log run quality. Door faces will be appropriate to the veneer as advertised, but no specific matching is committed or intended for our standard range. Edge lipping's are hardwood to compliment the face veneer.

Packaging and Product Identification:

Doors are clear plastic wrapped for surface protection, with added cardboard inserts to glazed types according to design. A Product Code or ID is ink marked on the doors top edge, together with lock side indicator if relevant.

Fire doors:

FD30 products carry a uniquely numbered identification label applied to the top door edge, indicating compliance with type testing under BS 476 Part 22. All Fire doors are also BWF Certifire accredited. The tamper proof label should not be altered or removed, even after installation.

Glazed doors:

Factory glazed doors incorporate toughened safety glass to the requirements of BS EN 12600. Panes are discreetly marked accordingly, typically at a corner point of the glass. Glass is suitably bedded and beads are securely fixed. Apertures must not be added to fire doors retrospectively except under specific Premdor approval and BWF Certifire compliance.

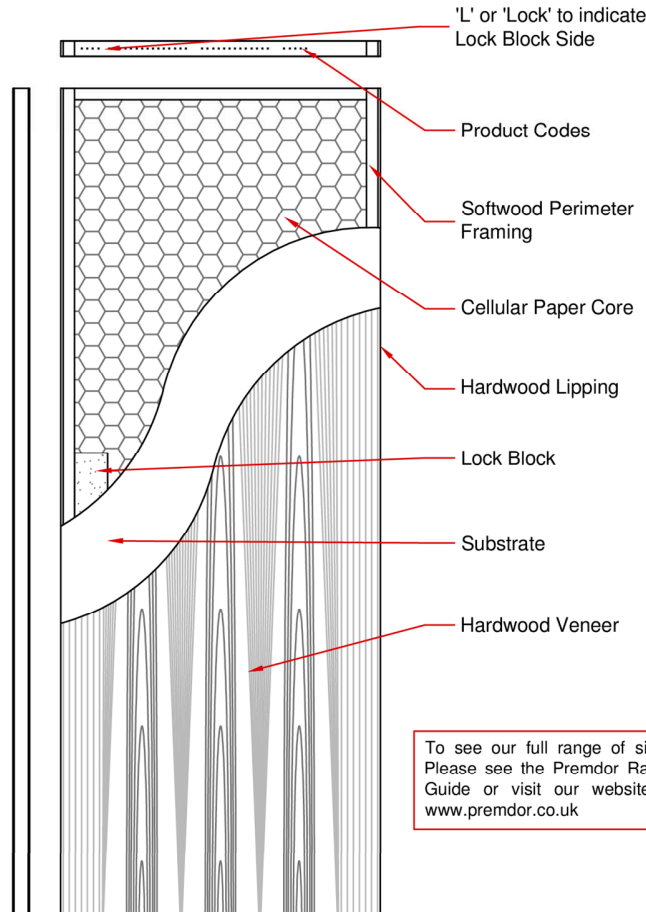
Constructional specification:

This document contains standard product drawings with, optional core constructions, door weights, and a product summary of the Veneered Flush range see Annex A, or contact Premdor for more information.

Every effort has been made to ensure the accuracy of this information. In the interest of continuing design development however we reserve the right to modify specifications without prior notice and without incurring any obligation.

General Product & Quality Specification

Standard / Hollow Core Veneered Flush



To see our full range of sizes, Please see the Premdor Range Guide or visit our website at www.premdor.co.uk

Standard (Hollow) Core Veneered

Assembly Components (Size pre-trim)

Perimeter Framing (Whitewood):	28 x 28mm (35mm Imperial Doors)* 28 x 33mm (40mm Metric Doors)*
Lock Block one side (Particleboard):	65 x 28mm (35mm Imperial Doors) 65 x 33mm (40mm Metric Doors)
Typical door weight :	12kgs (762mm x 1981mm)
Maximum Long edge trim:	3mm
Maximum Top and Bottom edge trim:	5mm

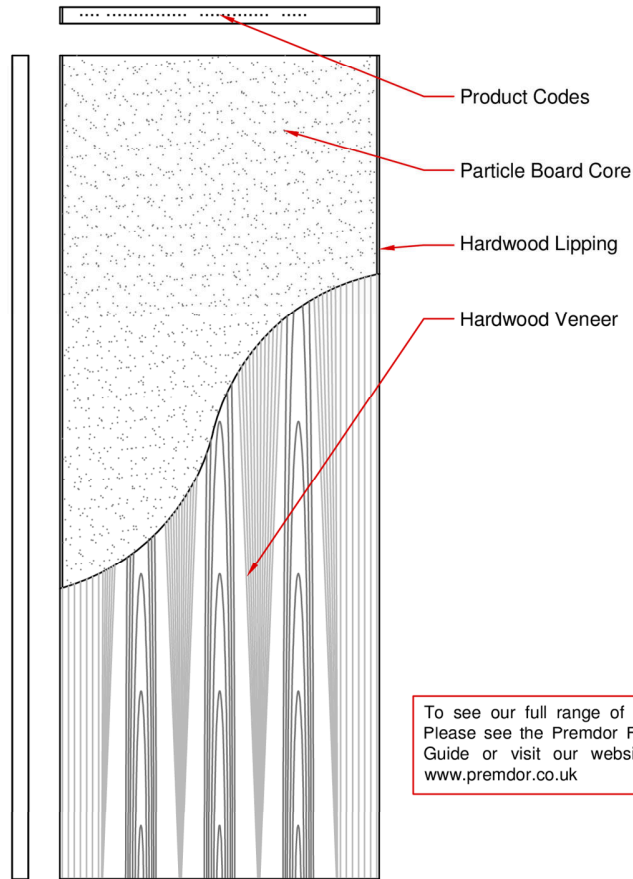
6mm Hardwood lipping's applied to both long edges.*

Lock block positioned one side, centrally located in the door (360mm long).

*Size subject to manufacturing trim, after door assembly.

General Product & Quality Specification

Solid Core Veneered Flush



(Portfolio) Solid Core Veneered

Assembly Components (Size pre-trim)

Typical door weight:

28kgs (762mm x 1981mm)

Maximum Long edge trim:

3mm

Maximum Top and Bottom edge trim:

Unrestricted.

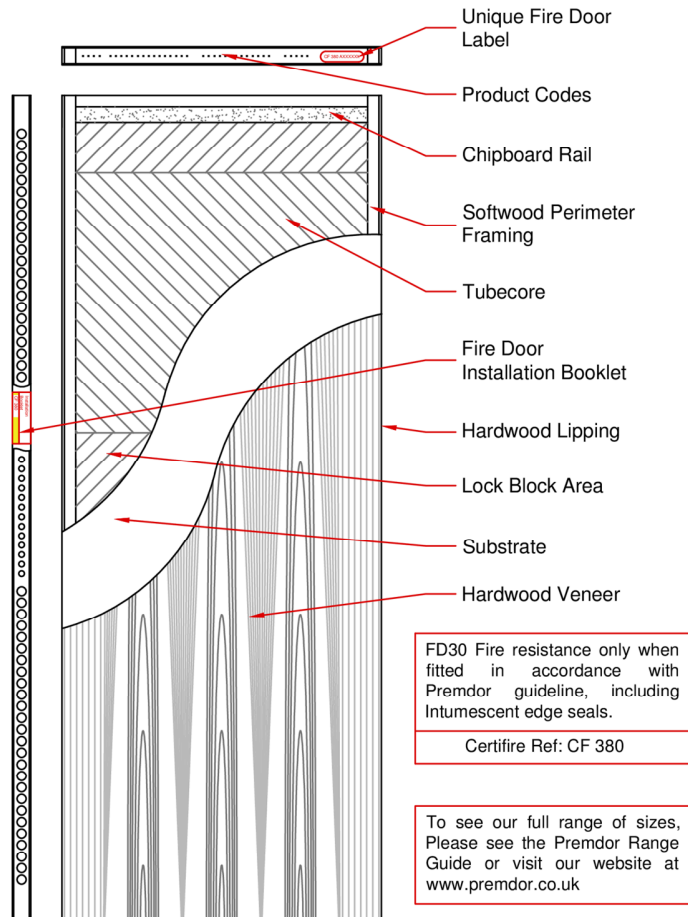
6mm Hardwood lipping's applied to both long edges.*

Lock fixing position directly into the core.

*Size subject to manufacturing trim, after door assembly.

General Product & Quality Specification

Framed Fireshield Veneered Flush – (FD30 - CF 380)



Framed Fireshield (FD30) Core Veneered

Assembly Components (Size pre-trim)

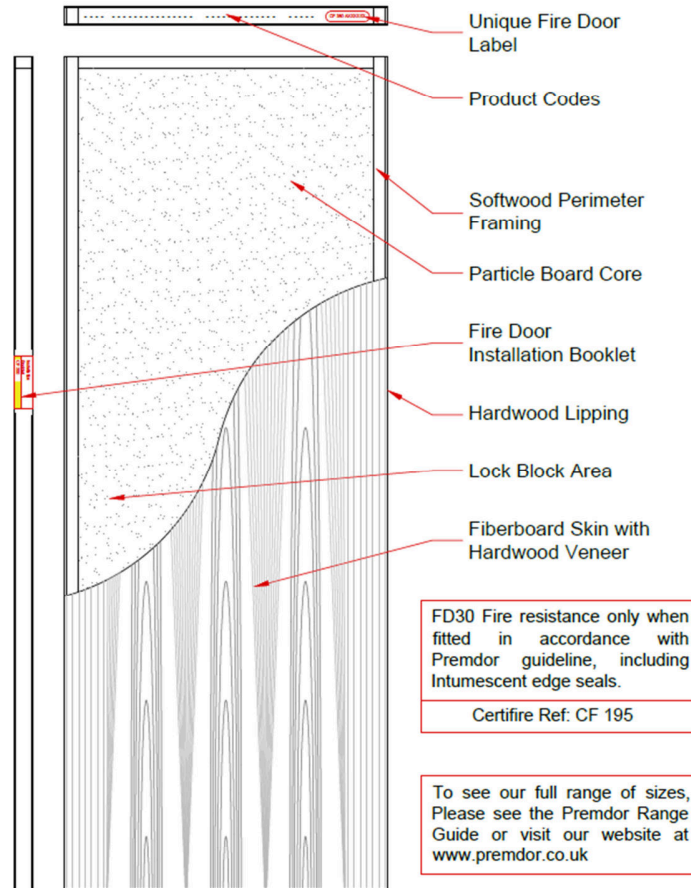
Perimeter Framing (Whitewood):	38 x 38mm (44mm Imperial Doors)* 38 x 38mm (44mm Metric Doors)*
Typical door weight:	34kgs (762mm x 1981mm)
Maximum Bottom edge trim	5mm
Maximum Top edge trim	No top trim allowed
Maximum Long edge trim	3mm

6mm Hardwood lipping's applied to both long edges.*
 Lock fixing position directly into the core.
 *Size subject to manufacturing trim, after door assembly.

All Fire Certification Documents freely available for download from;
<http://www.premdor.co.uk/downloads/fire-certificates>

General Product & Quality Specification

Framed Fireshield Veneered Flush – (FD30 - CF 195)



Framed Fireshield (FD30) Core Veneered

Assembly Components (Size pre-trim)

Perimeter Framing (Whitewood):	38 x 38mm (44mm Imperial Doors)* 38 x 38mm (44mm Metric Doors)*
Typical door weight:	38kgs (762mm x 1981mm)
Maximum Bottom edge trim	5mm
Maximum Top edge trim	No top trim allowed
Maximum Long edge trim	3mm

6mm Hardwood lipping's applied to both long edges.*

Lock fixing position directly into the core.

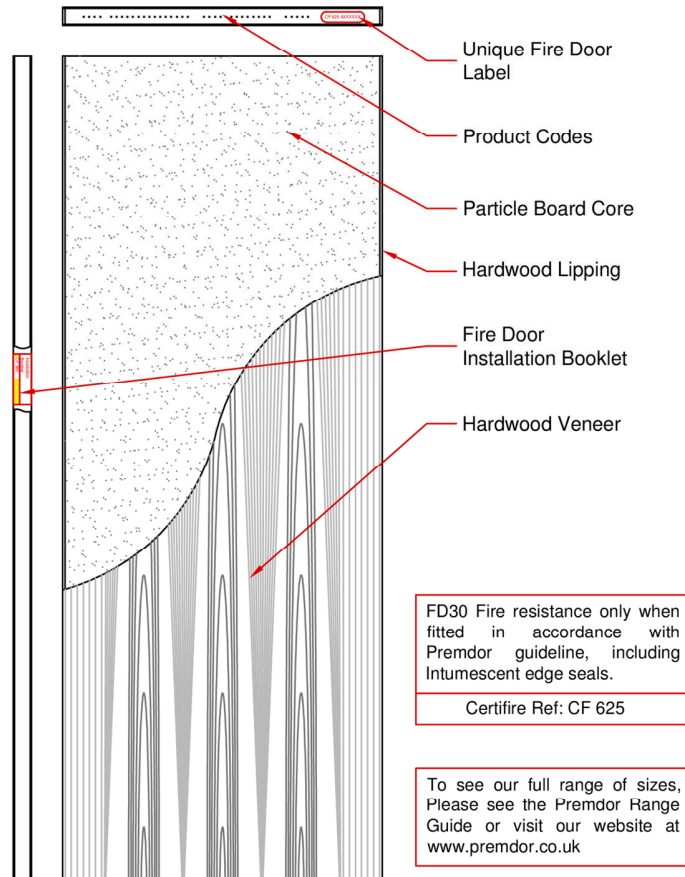
*Size subject to manufacturing trim, after door assembly.

All Fire Certification Documents freely available for download from;

<http://www.premdor.co.uk/downloads/fire-certificates>

General Product & Quality Specification

Premcor Fireshield Veneered Flush - (FD30)



Premcor Fireshield (FD30) Veneered

Assembly Components (Size pre-trim)

Typical door weight:	38kgs (762mm x 1981mm)
Maximum Long edge trim:	3mm
Maximum Bottom edge trim:	Unrestricted.
Maximum Top edge trim:	No top trim allowed.

6mm Hardwood lipping's applied to both long edges.*

Lock fixing position directly into the core.

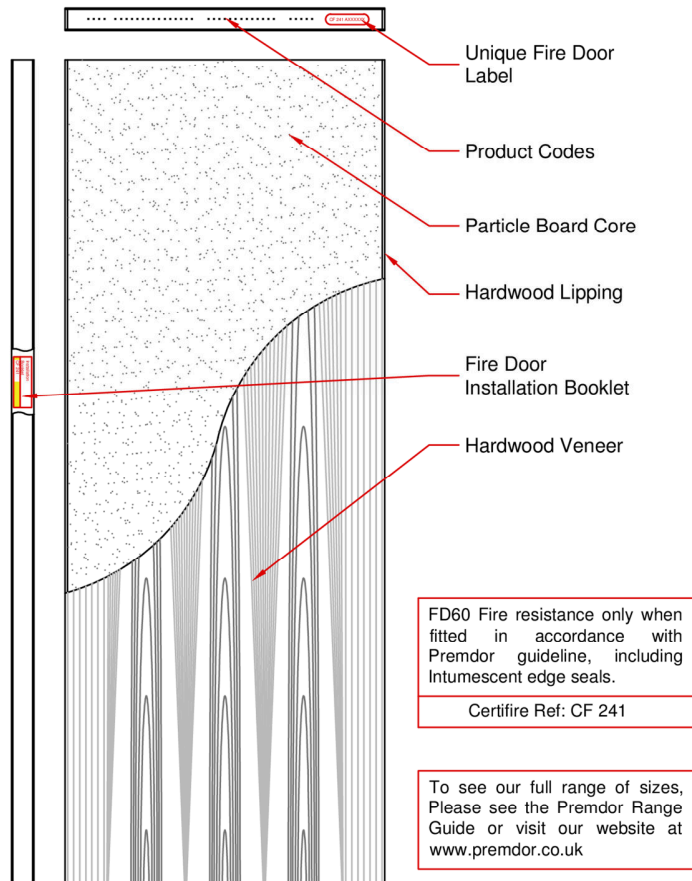
*Size subject to manufacturing trim, after door assembly.

All Fire Certification Documents freely available for download from;

<http://www.premdor.co.uk/downloads/fire-certificates>

General Product & Quality Specification

Premcor Firemaster Veneered Flush - (FD60)



Premcor Firemaster (FD60) Veneered

Assembly Components (Size pre-trim)

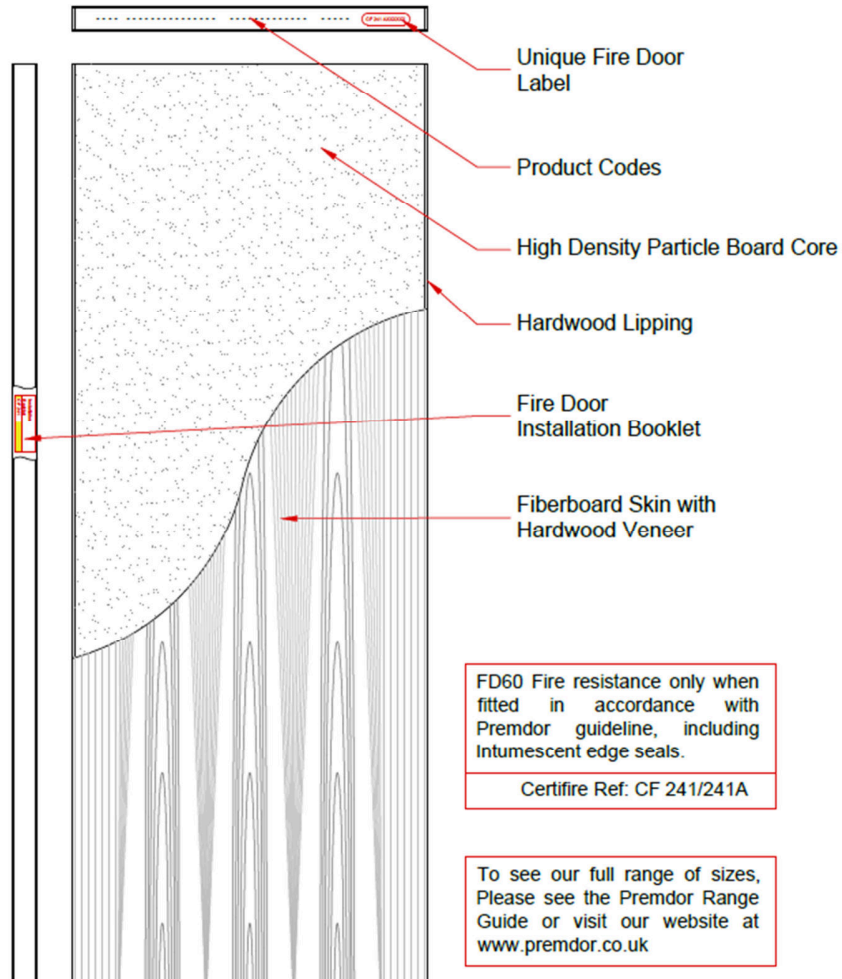
Vertical Edge Lipping (Hardwood):	6mm (54mm Imp/Met Doors)*
Typical door weight:	54kgs (762mm x 1981mm)
Maximum Long edge trim:	3mm
Maximum Bottom edge trim:	Unrestricted.
Maximum Top edge trim:	Top trim not allowed.

6mm Hardwood lipping's applied to both long edges.*
 Lock fixing position directly into the core.
 *Size subject to manufacturing trim, after door assembly.

All Fire Certification Documents freely available for download from;
<http://www.premdor.co.uk/downloads/fire-certificates>

General Product & Quality Specification

Firemaster SoundSecure Veneered Flush - (FD60)



Firemaster SoundSecure (FD60) Veneered

Assembly Components (Size pre-trim)

Vertical Edge Lipping (Hardwood):	6mm (54mm Imp/Met Doors)*
Typical door weight:	54kgs (762mm x 1981mm)
Maximum Long edge trim:	3mm
Maximum Bottom edge trim:	Unrestricted.
Maximum Top edge trim:	Top trim not allowed.

6mm Hardwood lipping's applied to both long edges.*

Lock fixing position directly into the core.

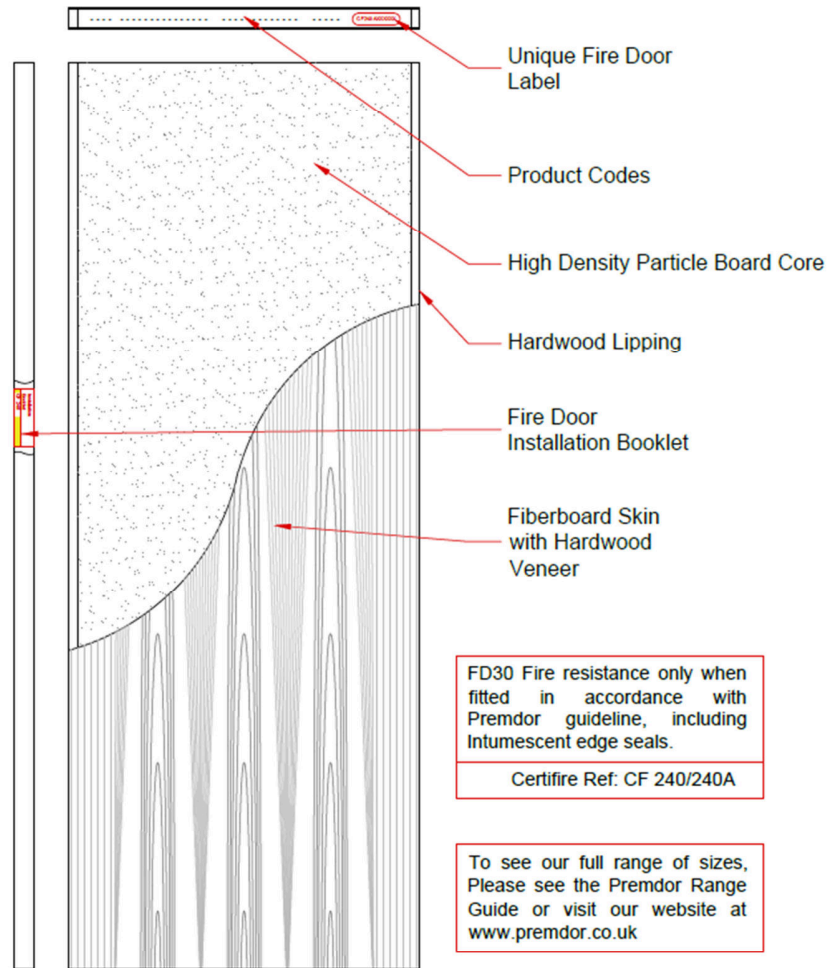
*Size subject to manufacturing trim, after door assembly.

All Fire Certification Documents freely available for download from;

<http://www.premdor.co.uk/downloads/fire-certificates>

General Product & Quality Specification

Fireshield SoundSecure Veneered Flush - (FD30)



SoundSecure Fireshield (FD30) Veneered

Assembly Components (Size pre-trim)

Vertical Edge Lipping (Hardwood):	19mm (44mm Imp/Met Doors)*
Typical door weight	54kgs (762mm x 1981mm)
Maximum Top edge trim	Top trim not allowed.
Maximum Bottom edge trim	Unrestricted.
Maximum Long edge trim	3mm

Lock fixing position directly into the core.

*Size subject to manufacturing trim, after door assembly.

All Fire Certification Documents freely available for download from;

<http://www.premdor.co.uk/downloads/fire-certificates>