

Date: 11/04/2018

Revision: 12



General Product & Quality Specification

Paint Grade Plus & Lipped Paint Plus Range

Introduction:

Paint Grade Plus doors are designed for internal use only, and must not be exposed to or installed in damp ambient conditions, including where wet trades have recently been active.

Door faces are factory white primed, ready for on-site painting. Paint Grade Plus door edges are unfinished and require fully finishing on-site. Lipped Paint Grade products have a factory applied solid timber lipping to both vertical edges. To avoid 'undercutting', the lip may be left nominally proud of the adjacent door face. Typically any modest 'step' that this process may leave can be levelled back quickly, simply and effectively using abrasive paper, as part of either the decoration or installation process.

The door must be **fully sealed** on all edges, especially on the top and bottom.

Environmental Certification:

Doors are manufactured under the formally audited Environmental Standard BS EN ISO 14001. All materials used are from known managed sources, including some formally certified components. In addition, particularly for use with sustainable projects, Standard core, Extra core and Fireshield (FD30) doors carry full Chain of Custody compliance, PEFC certification (SGS-PEFC/COC 0090).

Dimensional tolerances apply as follows:

	Tolerance EN1529	Measurement Method
Width	+/- 1.5mm	EN 951
Length	+/- 1.5mm	EN 951
Thickness	+/- 1.0mm	EN 951
Squareness	1.5mm	EN 951
	Tolerance EN1530	
Twist	8mm	EN 952
Bow	8mm	EN 952
Cup	4mm	EN 952
Local Flatness	0.4mm	EN 952

Quality:

Manufacture is controlled against a formal quality management system, ISO 9001. At supply, door faces and edges will be visibly defect free, when viewed from 2 meters distance. The moisture content of all timber components is critically controlled in line with the industry norm, based on BS EN 942. Door faces will not exceed 8%-12% moisture content at time of despatch.

Details of applicable product warranties, including qualifying terms and conditions, are available from the current Premdor Range Guide or website. Alternatively contact Premdor's Technical or Sales Team for specific guidance.

Packaging and Product Identification:

Doors are clear plastic wrapped for surface protection, with added cardboard inserts to glazed types according to design. A Product Code or ID is ink marked on the doors top edge, together with lock side indicator if relevant.

Fire doors:

FD30 products carry a uniquely numbered identification label applied to the top door edge, indicating compliance with type testing under BS 476 Part 22. All Fire doors are also BWF Certifire accredited. The tamper proof label should not be altered or removed, even after installation.

Glazed doors:

Factory glazed doors incorporate toughened safety glass to the requirements of BS EN 12600. Panes are discreetly marked accordingly, typically at a corner point of the glass. Glass is suitably bedded and beads are securely fixed. Apertures must not be added to fire doors retrospectively except under specific Premdor approval and BWF Certifire compliance.

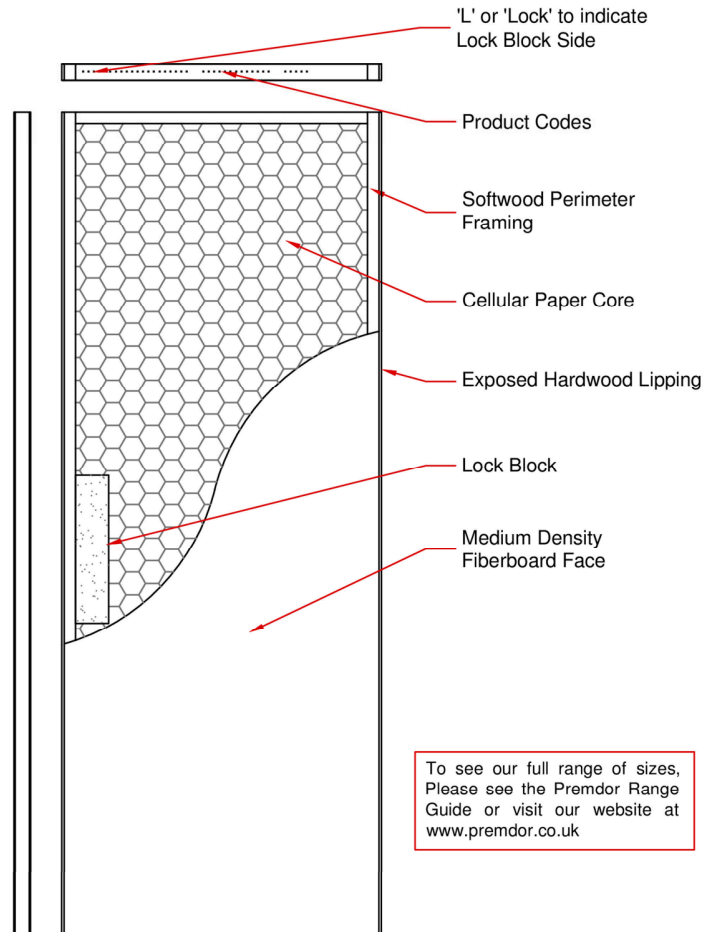
Constructional specification:

This document contains standard product drawings with, optional core constructions, door weights, and a product summary of the Paint Grade Plus range see Annex A, or contact Premdor for more information.

Every effort has been made to ensure the accuracy of this information. In the interest of continuing design development however we reserve the right to modify specifications without prior notice and without incurring any obligation.

General Product & Quality Specification

Standard / Hollow Core Lipped Paint Grade Plus



Standard (Hollow) Core
Lipped Paint Grade Plus

Assembly Components (Size pre-trim)

Perimeter Framing (Whitewood):	28 x 28mm (35mm Imperial Doors)* 28 x 33mm (40mm Metric Doors)*
Lock Block one side (Particleboard):	65 x 28mm (35mm Imperial Doors) 65 x 33mm (40mm Metric Doors)
Typical door weight :	12kgs (762mm x 1981mm)
Maximum Long edge trim:	3mm
Maximum Top and Bottom edge trim:	5mm

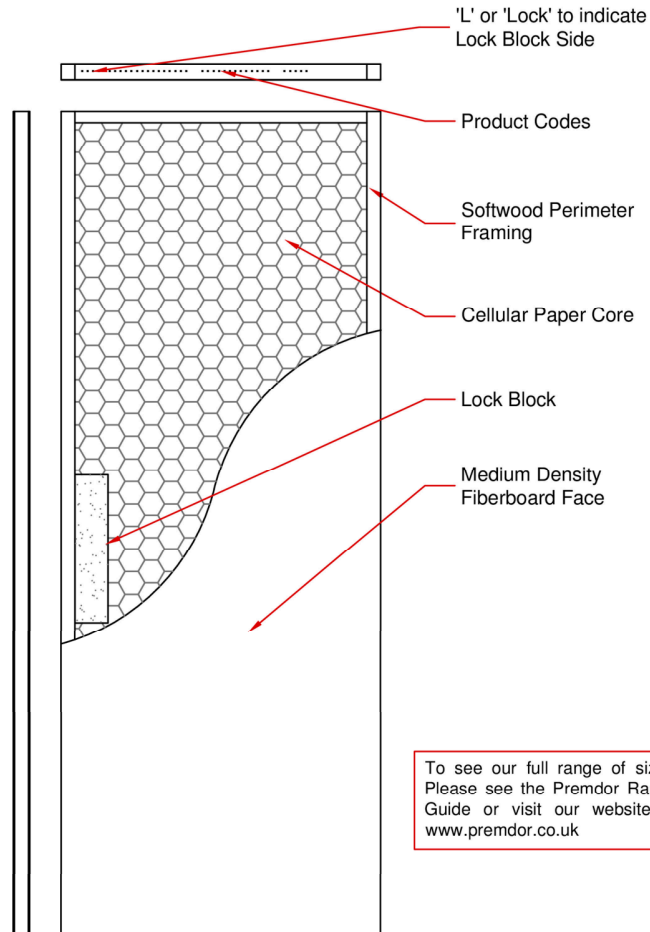
6mm Hardwood lipping's applied to both long edges.*

Lock block positioned one side, centrally located in the door (360mm long).

*Size subject to manufacturing trim, after door assembly.

General Product & Quality Specification

Standard / Hollow Core Un-Lipped Paint Grade Plus



Standard (Hollow) Core
Un-Lipped Paint Grade Plus

Assembly Components (Size pre-trim)

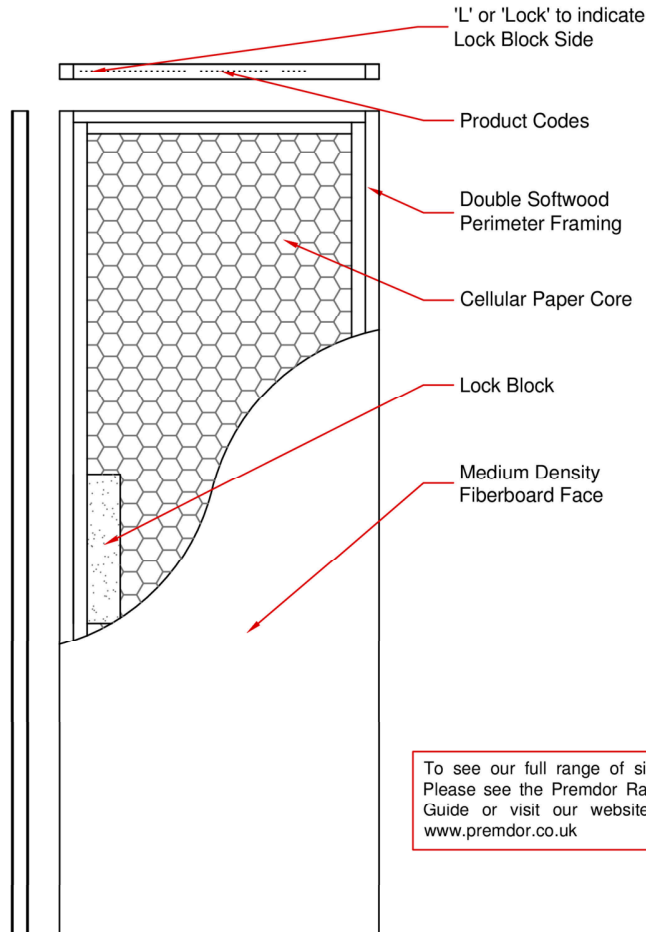
Perimeter Framing (Whitewood):	28 x 28mm (35mm Imperial Doors)* 28 x 33mm (40mm Metric Doors)*
Lock Block one side (Particleboard):	65 x 28mm (35mm Imperial Doors) 65 x 33mm (40mm Metric Doors)
Typical door weight:	11.5kgs (762mm x 1981mm)
Maximum Long edge trim:	5mm
Maximum Top and Bottom edge trim:	5mm

Lock block positioned one side, centrally located in the door (360mm long).

*Size subject to manufacturing trim, after door assembly.

General Product & Quality Specification

Extra Core Lipped Paint Grade Plus



To see our full range of sizes,
Please see the Premdor Range
Guide or visit our website at
www.premdor.co.uk

Extra-Core
Un-Lipped Paint Grade Plus

Assembly Components (Size pre-trim)

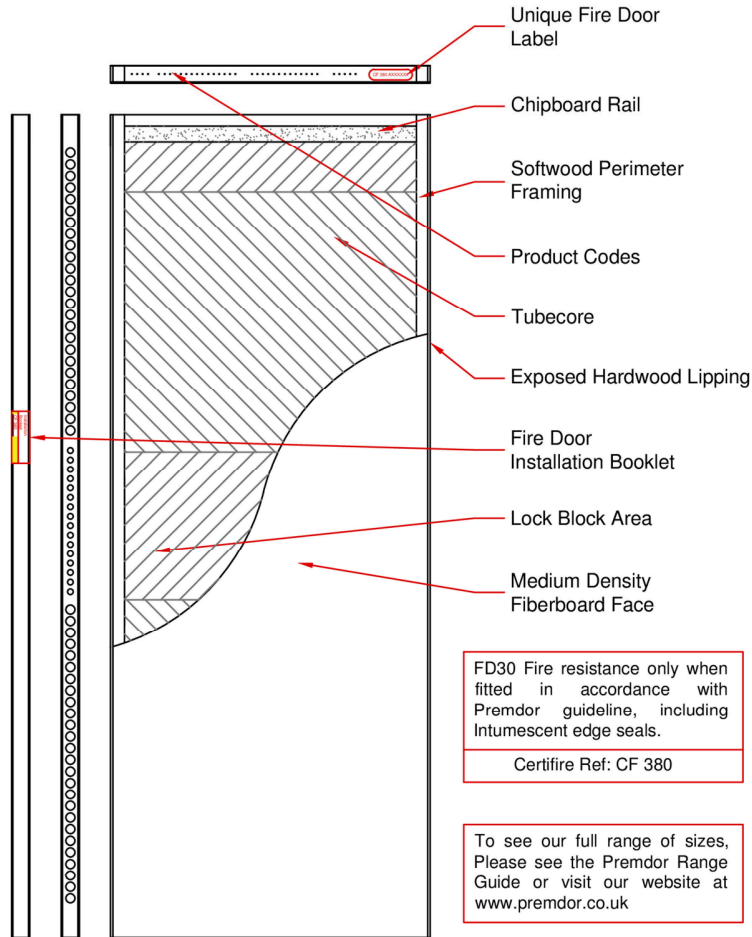
Perimeter Framing (Whitewood):	2 No. 28 x 38mm (35mm Imperial Doors)* 2 No. 33 x 38mm (40mm Metric Doors)*
Typical door weight:	14kgs (762mm x 1981mm)
Maximum Bottom edge trim	40mm
Maximum Top edge trim	40mm
Maximum Long edge trim	40mm

Lock block positioned one side, centrally located in the door (360mm long).

*Size subject to manufacturing trim, after door assembly.

General Product & Quality Specification

Fireshield Lipped Paint Grade Plus - (FD30)



Framed Fireshield (FD30) Core
Lipped Paint Grade Plus

Assembly Components (Size pre-trim)

Perimeter Framing (Whitewood):	38 x 38mm (44mm Imperial Doors)* 38 x 38mm (44mm Metric Doors)*
Typical door weight:	32kgs (762mm x 1981mm)
Maximum Long edge trim:	3mm
Maximum Bottom edge trim:	5mm
Maximum Top edge trim:	No top trim allowed.

6mm Hardwood lipping's applied to both long edges.*

Lock fixing position directly into the core.

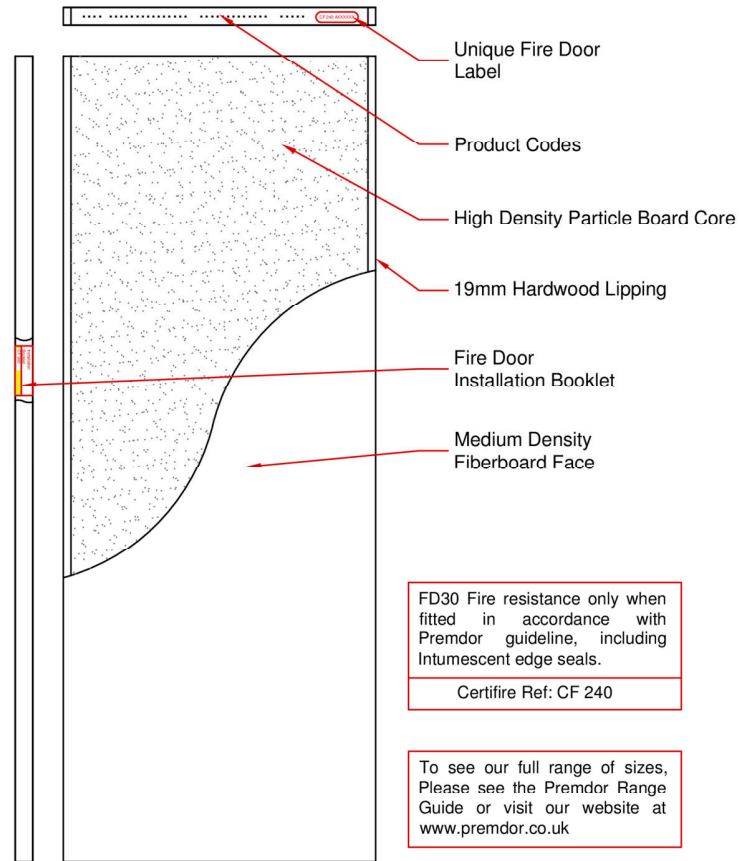
*Size subject to manufacturing trim, after door assembly.

All Fire Certification Documents freely available for download from;

<http://www.premdor.co.uk/downloads/fire-certificates>

General Product & Quality Specification

SoundSecure Lipped Paint Grade Plus - (FD30)



FD30 Fire resistance only when fitted in accordance with Premdor guideline, including Intumescent edge seals.

Certifire Ref: CF 240

To see our full range of sizes, Please see the Premdor Range Guide or visit our website at www.premdor.co.uk

SoundSecure Fireshield (FD30)
Lipped Paint Grade Plus

Assembly Components (Size pre-trim)

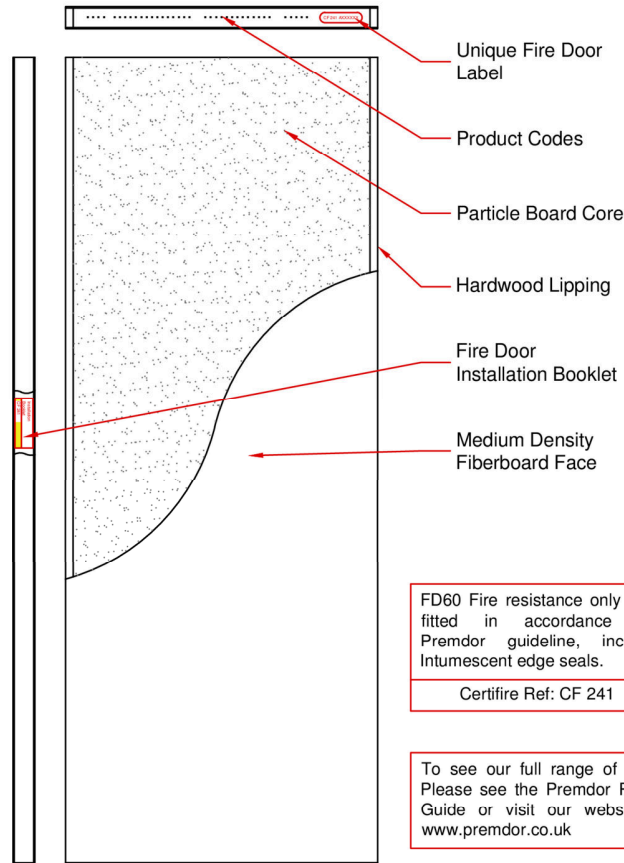
Vertical Edge Lipping (Hardwood):	19mm (44mm Imp/Met Doors)*
Typical door weight	54kgs (762mm x 1981mm)
Maximum Top edge trim	No top trim allowed.
Maximum Bottom edge trim	Unrestricted.
Maximum Long edge trim	3mm

Lock fixing position directly into the core.
*Size subject to manufacturing trim, after door assembly.

All Fire Certification Documents freely available for download from;
<http://www.premdor.co.uk/downloads/fire-certificates>

General Product & Quality Specification

Firemaster Lipped Paint Grade Plus - (FD60) CF241



FD60 Fire resistance only when fitted in accordance with Premdor guideline, including Intumescent edge seals.
Certifire Ref: CF 241

To see our full range of sizes, Please see the Premdor Range Guide or visit our website at www.premdor.co.uk

Premcor Firemaster (FD60)
Lipped Paint Grade Plus

Assembly Components (Size pre-trim)

Vertical Edge Lipping (Hardwood):	19mm (44mm Imp/Met Doors)*
Typical door weight	54kgs (762mm x 1981mm)
Maximum Top edge trim	No top trim allowed.
Maximum Bottom edge trim	Unrestricted.
Maximum Long edge trim	3mm

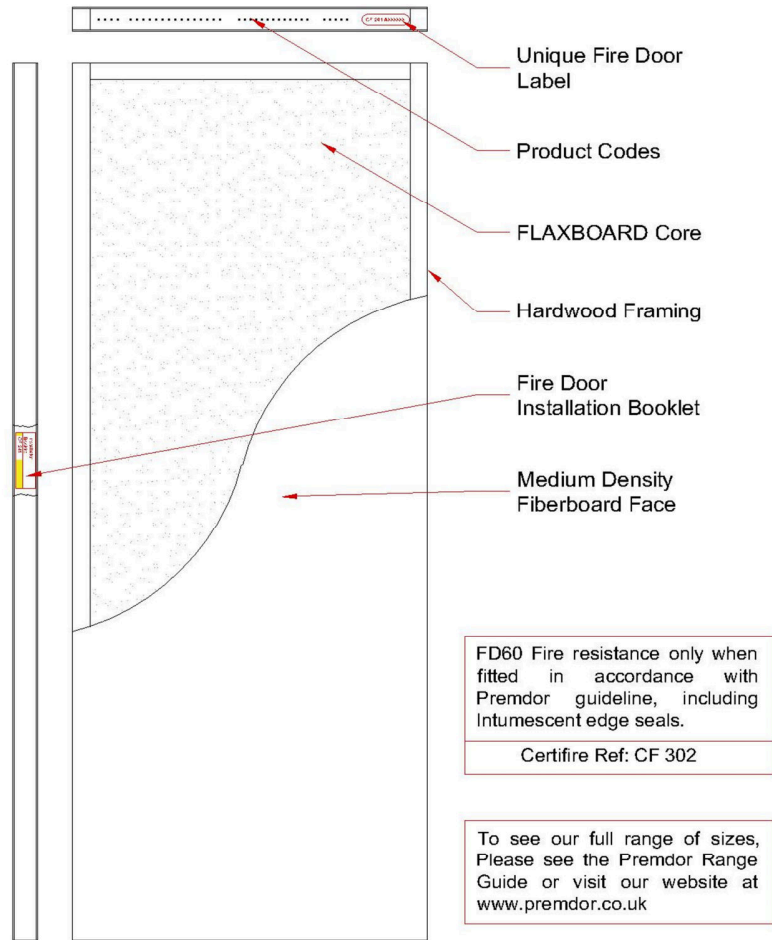
Lock fixing position directly into the core.

*Size subject to manufacturing trim, after door assembly.

All Fire Certification Documents freely available for download from;
<http://www.premdor.co.uk/downloads/fire-certificates>

General Product & Quality Specification

Firemaster Lipped Paint Grade Plus - (FD60) CF302



Premcor Firemaster (FD60)
Lipped Paint Grade Plus

Assembly Components (Size pre-trim)

Perimeter Framing (Hardwood):	38x38mm (44mm Imp/Met Doors)*
Typical door weight	51kgs (762mm x 1981mm)
Maximum Top edge trim	No top trim allowed.
Maximum Bottom edge trim	5mm
Maximum Long edge trim	3mm

Lock fixing position directly into the core.

*Size subject to manufacturing trim, after door assembly.

All Fire Certification Documents freely available for download from;

<http://www.premdor.co.uk/downloads/fire-certificates>