

PREMDOR®

SoundSecure - Secured by Design FD30 & FD60
Internal Apartment Entrance Doorsets

Product Guide



The smart way to
Meet Regulations.
Be Safe.
Be Secure.



SOUNDSECURE
FD30 & FD60 SECURED BY DESIGN INTERNAL APARTMENT ENTRANCE DOORSETS

Introducing



SoundSecure - specifically designed to meet the complex demands of internal apartment entrance locations



Premdor UK is a division of Masonite, one of the world's leading manufacturers of interior doors and entry door systems.

For over 80 years, Masonite has maintained its focus on pioneering innovation, manufacturing excellence and unrivalled customer service.

Masonite operates from 55 sites located around the world, serving clients in 70 countries.

Introducing SoundSecure

- Available with Certifire approved FD30 and FD60 inward opening fire doors.
- Fireshield FD30 and Firemaster FD60 doors and intumescent seals ensure that the doorset meets the fire resistance and escape requirements specified by Building Regulations Part B and related National Standards.
- Traditional timber frame
- Sound reducing specification that meets the acoustic targets of the Building Regulations Part E and related National Standards (29dB).
- Secured by Design accredited assembly with durable construction and performance tested ironmongery providing protection against intrusion.
- Doorset widths suitable for mobility access and low level thresholds assist in meeting the demands of Building Regulations Part M and related National Standards.
- Where a Secured by Design specification is not required, please ask for a quotation for our non-Secured By Design option.

Secured by Design



SoundSecure door and frame assembly meets the Secured by Design scheme requirements and is independently certified and tested within the TRADA Q. Mark Scheme. Premdor holds a SBD licence for this product.



BS EN ISO 9001: 2015

Premdor manufacture doors and doorsets that are produced under the disciplined quality management controls of BS EN ISO 9001: 2015.

BS EN ISO 14001: 2015

Premdor has achieved BS EN ISO 14001: 2015 accreditation at its manufacturing site in Barnsley. This underlines our environmental credibility and commitment to the continuous improvement of our environmental management system.

Premdor is a member of



General Specifications



Contents

- 2** Introducing SoundSecure
- 4** Door Designs & Finishes
- 5** Additional Product Features
- 6** Technical Specifications
- 7** Important Information



SoundSecure Benefits


- Manufactured from timber - a renewable resource, purchased under legal controls and logging disciplines.
- Engineered components used to improve material stability and reduce waste.
- Timber can be reprocessed at the end of the product's life.
- SoundSecure moulded panel door facings are FSC certified.
- SoundSecure flush door facings are PEFC certified.
- All SoundSecure doorsets are manufactured within a facility that is BS EN ISO 14001 accredited.



SoundSecure Options

Door Designs and Finishes

SoundSecure doorsets are available with any standard flush door or moulded panel design. Both flush and moulded designs feature a three layer high density particle board core, with concealed hardwood lippings on the long edges of the doors.



Moulded Panel Doors

Moulded panel doors incorporate FSC™ certified quality facings to offer excellent appearance and performance.

All door faces have a white base coat ready for prompt on site finishing. Please note that base coat and priming do not seal the door fully against moisture penetration on site.

Flush Doors

Flush doors incorporate PEFC certified veneered faces to offer top quality appearance and performance. Veneered door faces are fully finished (excluding Popular Paint Grade and Paint Grade Plus) with lacquer to give a beautifully smooth hard wearing and wipe clean surface.

FD 30
PRESERVER
PREPARED
PREDOORS
Door thickness is 44mm

FD 60
PRESERVER
PREPARED
PREDOORS
Door thickness is 54mm

Door Frames

FD30 doors are factory hung in an engineered softwood door frame.

FD60 doors are hung in a paintgrade hardwood frame only.

Locking System

High quality, Secured by Design, police approved, modern three point espagnolette locking system, complete with chrome lever handles. The standard lock and handles provided can be used in both solid or split spindle modes. The locks are fitted with a fire escape (thumb turn) key cylinder as standard.

Seals

Smoke and intumescent seals incorporated at the frame head and jambs as standard. Acoustic seals fitted to all four edges.

All doorsets acoustically rated at 29dB.

Hinges

Doors are hung on three brushed chrome CE marked steel security hinges.

Threshold

An under door 'drop seal' is fitted as standard in conjunction with a floor level threshold plate.

Optional Extras

FD30 / FD60 fire resistant chrome effect letterplate and silver security cowl.

15mm hardwood threshold strip.

Mobility height eye viewer.

Silver handles, letterplate and security chain instead of chrome.



Standard Ironmongery

All doorsets are supplied with a Secured by Design, police approved, 3 point espagnolette lock with an anti bump EuroProfile lock cylinder incorporating an internal thumb turn. All cylinders are fully protected from attack by a high specification cylinder guard.

Lever handles are available in chrome (or optional silver) and can be fitted for use in either solid or split spindle modes.

A chrome 180 vision 'frog eye' security eye viewer is supplied as standard.

In addition, a chrome (or optional silver) security door chain is included to complement the system, compliant to TS003.



Chrome Handles & Thumb Turn Key Cylinder
(Silver option available)



Chrome Security Eye Viewer
(mobility or standard location option)



Chrome Security Chain
TS003 Compliant
(Silver option available)



Optional*
Silver or Chrome Effect Fire Rated Letterplate and silver security cowl.
(Cowl must be fitted with the letterplate).
TS008 Security version available upon request.

* Images are for illustration purposes only. Actual product may vary.

Technical Specifications

Hinges

Three CE marked brushed chrome security hinges.

Smoke / Acoustic Seal

Norsound Large 710 seal in timber frames.

Intumescent Seal

FD30 25mm x 4mm strip

FD60 15mm x 4mm strip (x2no)

Under Door Threshold Plate / Automatic Dropseal

Extruded aluminium threshold and variable height dropseal has a new, higher efficiency mechanism which lifts the seal clear of the floor as soon as the door is opened by a few millimetres. The seal is self-levelling when fitted with the under door threshold will accommodate an under door gap of up to 12mm.

This threshold seal has passed a 100,000 cycle test with ease.

Door Widths

Building Regulations Part M demand specific dimensions for doors and corridors, which have been calculated to assist the mobility of wheelchairs and prams into, and within, the dwelling. These details are shown in the diagram and table below.

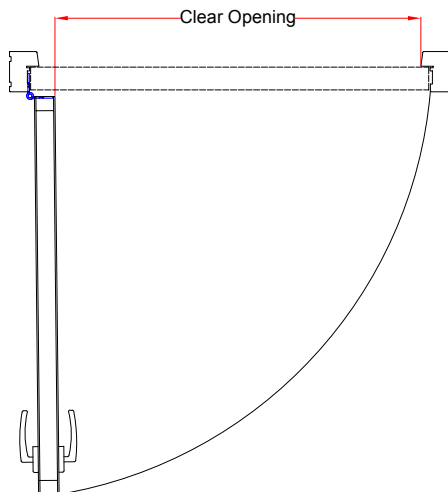


Clear opening dimensions for doors are determined by a number of components, the table below summarises this information by door size:

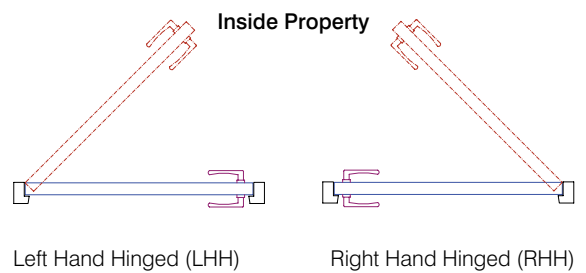
Door Width	Clear Opening FD30		Overall Frame Size	Bickwork Opening	Clear Opening		Overall Frame Size	Bickwork Opening
	FD30	FD30	FD30	FD30	FD60	FD30	FD30	FD30
914mm x 1981mm	44mm	851mm	998mm x 2036mm	1008mm x 2046mm	54mm	838mm	986mm x 2030mm	996mm x 2040mm
864mm x 1981mm	44mm	801mm	948mm x 2036mm	958mm x 2046mm	54mm	788mm	936mm x 2030mm	946mm x 2040mm
838mm x 1981mm	44mm	775mm	922mm x 2036mm	932mm x 2046mm	54mm	762mm	910mm x 2030mm	920mm x 2040mm
926mm x 2040mm	44mm	863mm	1010mm x 2095mm	1020mm x 2105mm	54mm	850mm	998mm x 2089mm	1008mm x 2099mm

(Based on a 18mm stop, 7mm hinge throw and a 3mm edge gap.)

Clear Opening



Door Handing



Outside Property

SoundSecure Doorsets are handed viewed from outside the property and are inward opening.

Building Regulations

The below is offered as guidance based on Building Regulations requirements at the time of going to press. Always check specific project requirements against Building Regulations specifications prior to ordering. If in doubt, please contact Premdor.

Conservation of Fuel and Power

Building Regulations Part L / Scotland Technical Standards Part J / Northern Ireland Building Regulations Part F.

Mobility

Access and Facilities for the Disabled - Building Regulations Part M / Northern Ireland Building Regulations Part R – SoundSecure doorsets are available in a variety of door widths to meet the regulations and specific project requirements. Please note that these regulations include specific requirements such as unobstructed space on the opening side of the door, and the location of glazing panels. For full details, please see the regulations.

Resistance to the Passage of Sound

Building Regulations Part E / Scotland Technical Standards Part H / Northern Ireland Building Regulations Part C - SoundSecure doorsets solid core construction exceeds the required weight of 25kg/m² needed to meet these acoustic requirements, providing a minimum sound reduction index of 29dB_{Rw} for apartment entrances.

Fire Safety

Building Regulations Part B / Scottish Technical Standards Part D & E / Northern Ireland Building Regulations Part E - fire door performance and fire escape ironmongery assist compliance with these regulations. SoundSecure doorsets are either FD30 or FD60 and are Certifire approved and tested to BS476 Part 22. Please ensure that you order the correct fire rating.

Secured by Design

SoundSecure door and frame assembly meets the Secured by Design scheme requirements PAS24 and is independently certified and tested within the TRADA Q. Mark Scheme. Premdor holds a SBD licence for this product. Where a Secured by Design specification is not required, please ask for a quotation for our non-Secured by Design option.

Door Core Specifications

PremCor FD30 / FD60

All SoundSecure doorsets are made using PremCor, a high density core material, which requires no timber framing.

When correctly installed with suitable intumescent strips, this proven construction will provide certified fire resistant, acoustic and security performance.



Moulded



Veneered

* Images are for illustration purposes only. Actual product may vary.

Important Information

Storage and Handling

SoundSecure doorsets should be stored and handled as prescribed in our storage and handling documentation.

Do not store or install in an area which may be subject to extremes of temperature or humidity. Always store in a well-ventilated building. Do not store or install in areas that have been recently plastered.

The doorsets should be laid flat and kept dry and clean inside the polythene packaging until immediately before installation.

The testing and rapid switching on and off of heating during the construction is detrimental to joinery and should be avoided after the doorset is installed.

When stacking doors or frames it is essential that at least three equal thickness bearers are located across the width to evenly distribute weight and avoid damage.

Veneered doors should not be exposed to direct sunlight because natural shading or fading may occur.

It is important that any packaging material (shrink wrap etc.) is left on the doorset for as long as is practically possible to avoid damage to door surfaces. This is particularly important with fully finished products.

Installation

Doors should be fitted as prescribed in our installation guide.

Do not install in buildings that are damp or which have been recently plastered.

It is essential that unfinished doors be fully sealed with paint, immediately after delivery.

Timber door frames and unfinished doors should be sealed, knotted and primed immediately, and should then be fully finished, preferably before installation.

Edges of flush doors with lacquer finish should be sealed after installation and if any surface is subsequently cut, it should be primed or lacquered before the door is fixed into position.

Full fixing installation details are available on request or as a download via the Premdor website.

Decorative Finished Products

Coated surfaces require regular maintenance and cleaning at least annually to remove surface pollution. Some 'chalking' of the finish may occur over time due to natural erosion of the microporous paint film.

This does not detract from the systems protective performance.

On occasion timber products may naturally exude resin after installation. Typically, if resin is present this 'bleeding' cannot be prevented, and Premdor are unable to accept liability in this matter.

Discolouration can occur which will require attention and maintenance to retain the aesthetics and integrity of the coating.

Resin exudation is excluded from our performance guarantee.

Exposure conditions can vary significantly according to location. South facing elevations and coastal sites will reduce to some extent the finish life to first maintenance. Our guarantees are intended to cover reasonable average UK conditions.

Finishing

Interior door decoration should be carried out in accordance with BS 6150: 2006 and BS 8000 Part 5: 1990.

Products must be clean and dry prior to finishing, having moisture content that is no greater than the average for the intended location. Always follow the instructions provided with the stain or paint that is to be applied. Where necessary, Shellac knotting may be applied to honey primed door frames to aid resistance to resin staining subsequent to paint finishing.

It is important that the finishing system is balanced by equal application to both sides at the same time to ensure that an imbalance of moisture does not occur, particularly in the decoration of doors.

The complete surface area should be fully treated with topcoat paint or stain prior to installation. To ensure adequate coverage at least three coats of topcoat paint/stain needs to be applied. All edges, rebates for glazing and any areas which have been cut, drilled, etc. must be fully painted/stained to the same standard as the rest of the door.

After Care

SoundSecure doorsets can be cleaned using a damp cloth or mild soapy water. Abrasive or industrial cleaning products should not be used.

Ironmongery Maintenance

At annual intervals or more frequently if necessary, inspect and lubricate all ironmongery, hinges, pivoting and sliding parts. Inspect the condition of the decorative and glazing systems on all joinery at maximum intervals of one year and carry out remedial work as required.

Warranties

SoundSecure doors and frames are guaranteed for ten years against manufacturing defect.

Factory applied decorative finishing carries a five year warranty against manufacturing defects.

For the full terms, conditions and exclusions of all Premdor product warranties, please refer to our main Range Guide, or request details.

Illustrations

Products may be shown with additional, non standard, ironmongery fitted. This is for illustrative purposes only. Specifications may vary from those indicated or illustrated, at our option.

Premdor reserve the right to change specifications at any time without notice. To confirm details of particular products please check before ordering.

PREMDOR®

For installation support or further information

tel: 0844 209 0008

fax: 0844 371 5333

www.premdor.co.uk

Calls cost 1.15ppm, plus your phone companies access charge.